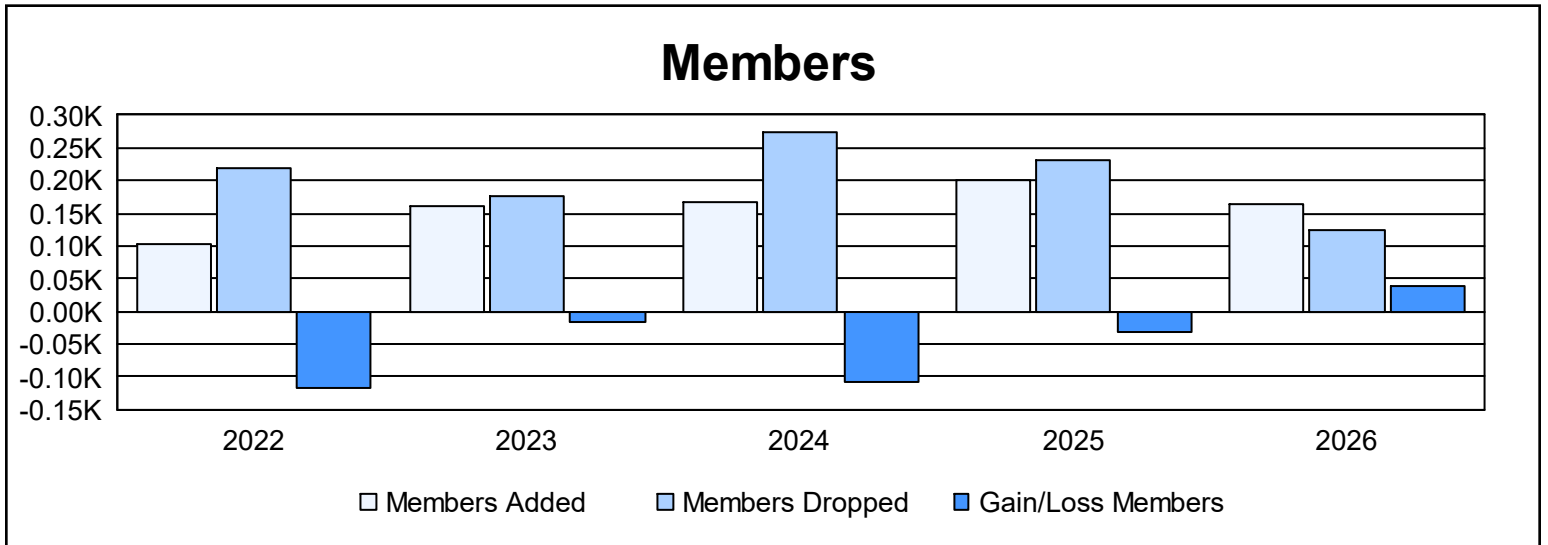
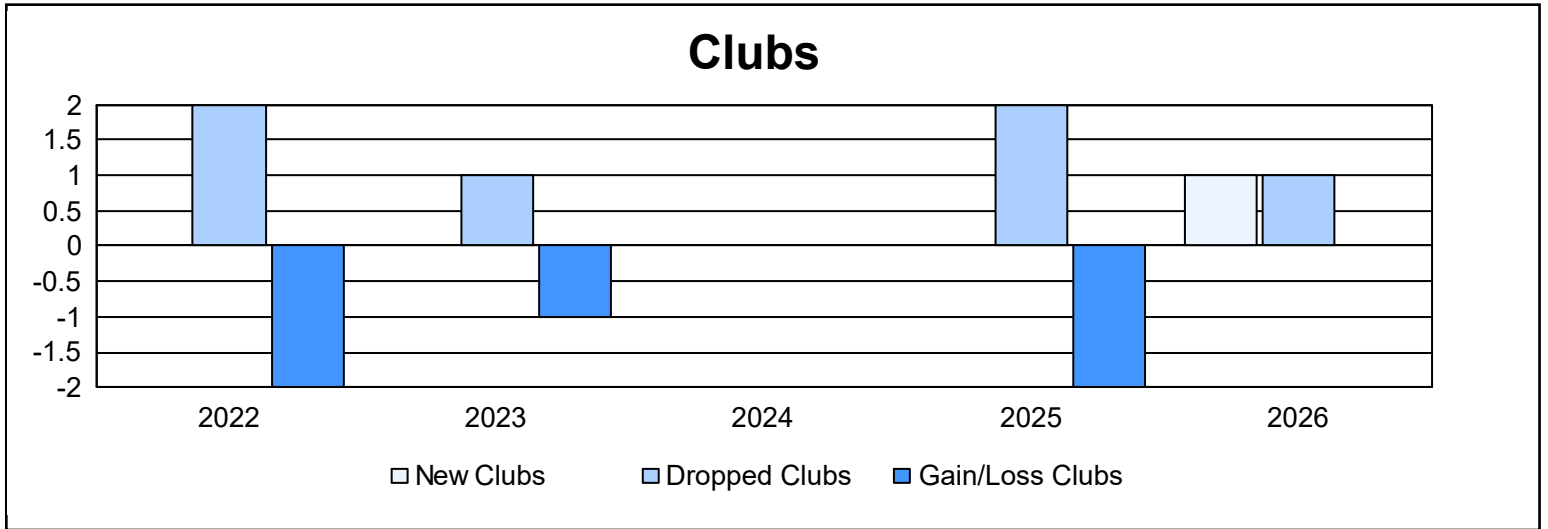
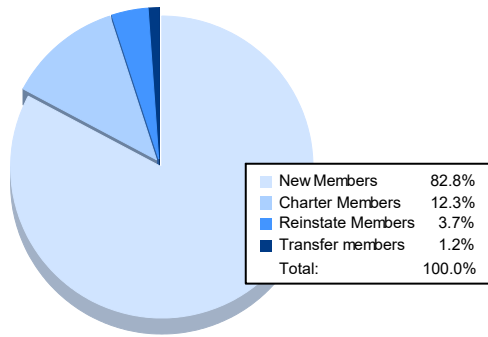


| Year | New Clubs | Dropped Clubs | Gain/ Loss Clubs | New Members | Charter Members | Reinstate Members | Transfer Members | Total Member Added | Total Members Dropped | Gain/ Loss Members |
|----------------|-----------|---------------|------------------|-------------|-----------------|-------------------|------------------|--------------------|-----------------------|--------------------|
| 2021-2022 | 0 | 2 | -2 | 98 | 0 | 4 | 0 | 102 | 219 | -117 |
| 2022-2023 | 0 | 1 | -1 | 153 | 0 | 0 | 7 | 160 | 177 | -17 |
| 2023-2024 | 0 | 0 | 0 | 160 | 1 | 2 | 3 | 166 | 273 | -107 |
| 2024-2025 | 0 | 2 | -2 | 180 | 0 | 15 | 5 | 200 | 232 | -32 |
| 2025-2026 | 1 | 1 | 0 | 135 | 20 | 6 | 2 | 163 | 123 | 40 |
| Average | 0 | 1 | -1 | 145 | 4 | 5 | 3 | 158 | 205 | -47 |



Membership Composition May 2026 Cumulative



Gender Composition May 2026 Cumulative

